


# Alawa Primary School



## Focus for Improvement in 2022

**Vision:** To foster happy inclusive students ready for the 21<sup>st</sup> Century who are reaching their potential, have a sense of belonging and are engaged through supportive, mutually respectful relationships.

### Main Focus Areas

- ✚ Whole School Approach to Literacy: To embed a whole school approach to the teaching and learning of literacy in a connected way that is sustainable and has meaningful impact on student outcomes
- ✚ 21<sup>st</sup> Century Learners: *21<sup>st</sup> Century Learning* is linked to all areas of learning and evident in all classrooms resulting in student learning improvement and engagement

Through systematic curriculum delivery and collaboration with staff to ensure the delivery of high-quality integrated teaching programs that are meaningful and authentic.

## Goal/s

To embed a whole school approach to the teaching and learning of literacy in a connected way that is sustainable and has meaningful impact on student outcomes.

*21<sup>st</sup> Century Learning* is linked to all areas of learning and evident in all classrooms resulting in improvement in student outcomes.

## 2022 Annual School Improvement Plan

### Signature Strategy and Actions

Outline the actions, timelines, professional learning strategies, roles, responsibilities and resources that the school will adopt to implement the Signature Strategy.

1. Signature Strategy	E5 - A whole school instruction model
<b>Problem of Practice</b>  <i>Identify the change in practice that will lead to a measurable improvement in student outcomes described in your goal.</i>	<p>If we continue to develop the Alawa Literacy Model through connecting reading, writing with a specific focus on oral language then we will have an effective and balanced literacy approach that will directly benefit student outcomes in all areas of literacy.</p>
<b>Implementation Outcomes</b>  <i>What are the changes you expect to observe in practice if the strategy is being successfully implemented?</i>	<p>If we have a balanced literacy approach which connects reading/writing with an emphasis on oral language, we will see:</p> <ul style="list-style-type: none"> <li>• motivated and confident teachers who competently implement all aspects of our Readers and Writers workshop model and ensure students can readily access tools and strategies to assist them improve.</li> <li>• a literacy rich environment in all classes where students access personalised reading material, tools and anchor charts to support their literacy learning</li> <li>• students using rich vocabulary to describe</li> <li>• increased opportunities to orally contribute to class talk</li> <li>• Inquiry cycle to support the teaching of literacy</li> </ul>
<b>Student outcomes</b>  <i>What are the changes you expect to observe in student outcomes if the strategy is being successfully implemented?</i>	<p>We expect to see improved:</p> <ul style="list-style-type: none"> <li>• student self-perception data on themselves as readers/writers and knowledge of how to improve.</li> <li>• outcomes evident in PAT and NAPLAN and other school based data – PM, Probe, Brightpath, FELA</li> <li>• a shift in wave results across the school for all literacy assessments</li> <li>• student ability to use and access tools and strategies such as anchor charts, sample texts, choosing just right books and bump it up walls to show how to improve</li> </ul>

## 2022 Annual School Improvement Plan

Actions	When	Strategies	Who			Resources
Identify and develop teacher understanding of best practise in teaching and learning of oral language	Term 3	Modelling effective practices	External partner	Teaching and Allied Health Team Departmental Support	Gen Donohue	X2 relief teachers for staff to attend PL on the Aust Curriculum v9 and lead at the school \$1680 2 Teachers to look to other schools currently doing well with their oral language program \$1680
	Term 4	Leadership development	Internal - DoE, school based	English Team	Emma Connelly	Cover for English Team Member extra hour per week coaching – internal
To continue to ensure the rigour and reliability of the planning, teaching and assessing of Reading.	Term 1	Observation & feedback	Internal - DoE, school based	English Team	Gen Donohue + English team	Cover for English Team Member extra hour per week coaching – internal Reading Resources \$2700
		Mentoring & coaching	Internal - DoE, school based	English Team	Gen Donohue + English team	Internal
To continue to ensure the rigour and reliability of the planning, teaching and assessing of writing.	Term 2	Observation & feedback	Internal - DoE, school based	English Team	Gen Donohue + English team	Cover for English Team Member extra hour per week coaching – internal Writing Resources \$900
		Mentoring & coaching	External consultant	Lisa K	Gen Donohue + English team	\$700

## 2022 Annual School Improvement Plan

### Signature Strategy and Actions

2. Signature Strategy	E3 - Whole school curriculum and assessment plan
<b>Problem of Practice</b>  <i>Identify the change in practice that will lead to a measurable improvement in student outcomes described in your goal.</i>	<p>If we continue using our current curriculum map then we will teach outdated curriculum in an unintegrated approach which will impact on student outcomes.</p> <p>If we continue to teach using our current curriculum this will impact on teacher capacity to gain the necessary knowledge required to teach in accordance with Australian Curriculum V9 through an integrative approach.</p>
<b>Implementation Outcomes</b>  <i>What are the changes you expect to observe in practice if the strategy is being successfully implemented?</i>	<ul style="list-style-type: none"> <li>• Australian Curriculum V9 evident in our Whole School Curriculum Map.</li> <li>• Big Ideas Planning to demonstrate an integrated approach to programming/planning and teaching at Alawa Primary School</li> <li>• Delivery of Integrated Units of Work</li> </ul>
<b>Student outcomes</b>  <i>What are the changes you expect to observe in student outcomes if the strategy is being successfully implemented?</i>	<ul style="list-style-type: none"> <li>• In a year's time it is expected that students in Years 2-6 can identify and articulate the big ideas in their learning and the connected curriculum areas</li> </ul>

## 2022 Annual School Improvement Plan

Actions	When	Strategies	Who			Resources
Australian Curriculum v9 implementation.	Term 1 2022	Leadership development	Internal - DoE, school based		Connected Curriculum Team	5 ERT Days \$2100
Upskilling and capacity building of staff	Term 2 2022	Focussed professional learning at staff meetings	Internal - DoE, school based		Connected Curriculum Team	internal
Draft Whole School Curriculum Map/ planning and programming	Term 3 2022	Specialist expertise support	Internal - DoE, school based		Connected Curriculum Team	2 x ERT Days \$840 for proofing and final edits to Curriculum Map/ Planning Docs before relaunch in Term 3.

## 2022 Annual School Improvement Plan

3. Signature Strategy	Ac4 - Personalising learning
<b>Problem of Practice</b>  <i>Identify the change in practice that will lead to a measurable improvement in student outcomes described in your goal.</i>	<b>If we build teacher capacity and explicitly teach 21<sup>st</sup> Century skills to students then we will see development in personalised learning and increase in student voice and outcomes.</b>
<b>Implementation Outcomes</b>  <i>What are the changes you expect to observe in practice if the strategy is being successfully implemented?</i>	<ul style="list-style-type: none"> <li>• Teachers will have increased knowledge of the components of a 21<sup>st</sup> Century Learner and how to build this within classroom environment</li> <li>• Teachers will routinely use data to inform their ongoing teaching and learning based on student evidence</li> <li>• Teachers will unpack achievement standards together to design teacher, learning and assessment tasks</li> <li>• Teachers will be able to work collaboratively to design units integrating the Australian Curriculum</li> </ul>
<b>Student outcomes</b>  <i>What are the changes you expect to observe in student outcomes if the strategy is being successfully implemented?</i>	<ul style="list-style-type: none"> <li>• Students will be able to articulate what they are learning, how they are learning, why they are learning &amp; next steps of their learning</li> <li>• Students will have increased knowledge of the skills needed to be a 21<sup>st</sup> century learner</li> <li>• Continue to see improvement in standardised assessment</li> </ul>

## 2022 Annual School Improvement Plan

Actions	When	Strategies	Who			Resources
<i>Outline what the school will do to implement the Signature Strategy.</i>	<i>Outline the start and end date for implementing the action.</i>	<i>What strategies will the school use to facilitate the professional learning and implementation? Refer to the Guide for explanatory notes.</i>	<i>Where will the expertise be found?  Refer to the Guide for explanatory notes.</i>	<i>Any further details? i.e. Department of Education team or name of consultant to be engaged.</i>	<i>Who is the contact in your school leading this action?</i>	<i>Outline the resources (facilities, FTE and budget) that will be allocated to the action.</i>
Continue to trial the Alawa approach to Inquiry learning, based on Alawa Inquiry Model developed in 2021	Term 1-3	Modelling effective practices	Internal - DoE, school based	21 <sup>st</sup> Century Team to work with Alawa staff	21 <sup>st</sup> Century Team leader	ERT for coaching and mentoring X5 days = \$2250
		Mentoring & coaching	Internal - DoE, school based			Staff meetings to introduce stages of Inquiry model
		Focussed professional learning at staff meetings				ERT for new reporting X1 day = \$450
Introduce the revamped ALLE [21 <sup>st</sup> Century Learner]	Term 1	Student & community engagement & consultation	Internal - DoE, school based	School Graphic Designer 21 <sup>st</sup> Century Team	21 <sup>st</sup> Century Team leader	Graphic Designer \$500



## Act / Review and Adjust (to be completed at the end of each semester)

Are you on track? Are the changes in practice and student outcomes you expected to observe occurring? How do you know? What will you do differently if this is not what you expect to see?  Refer to Implementation and Student Outcomes Section	Date	Status	Comments/Evidence
		Select from drop down list	
		Select from drop down list	
		Select from drop down list	
		Select from drop down list	
		Select from drop down list	



## 2022 Annual School Improvement Plan

### Endorsement



---

Principal  
Sandy Cartwright

---

Senior Director  
School Improvement and  
Leadership  
Paul Nyhuis



---

Chair  
School Representative Body  
Chris Brady

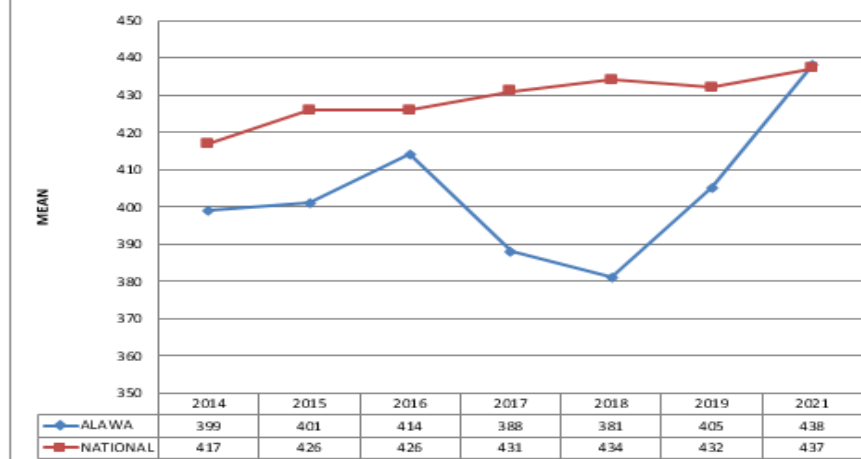
# 2022 Annual School Improvement Plan

## Attachment A

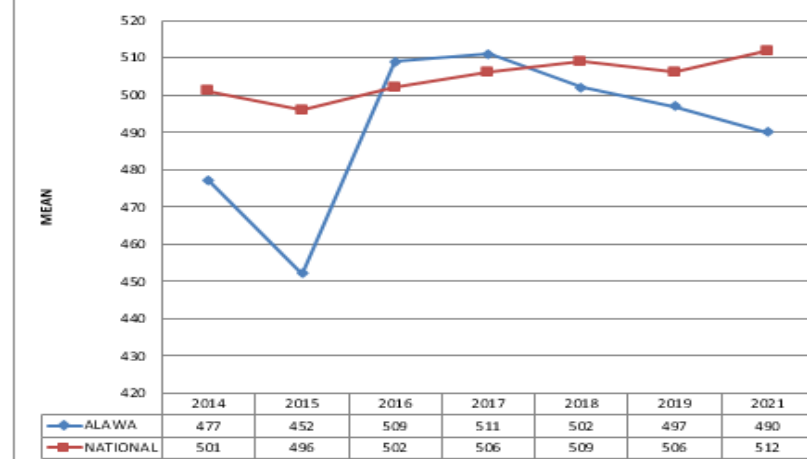
### ALAWA PRIMARY NAPLAN JOURNEY



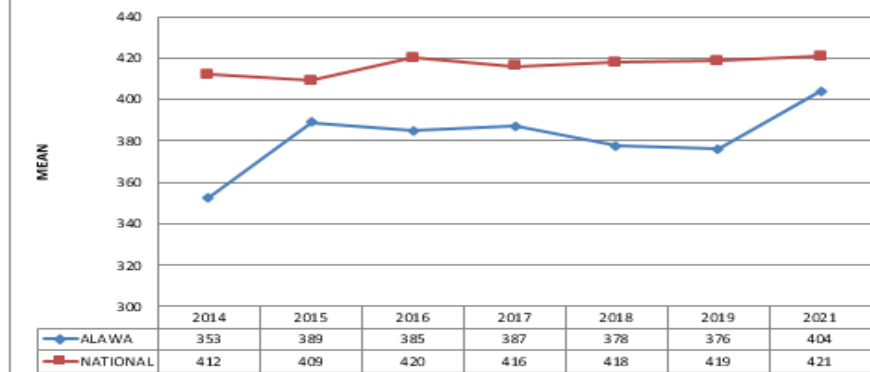
**NAPLAN YEAR 3 READING: MEANS**



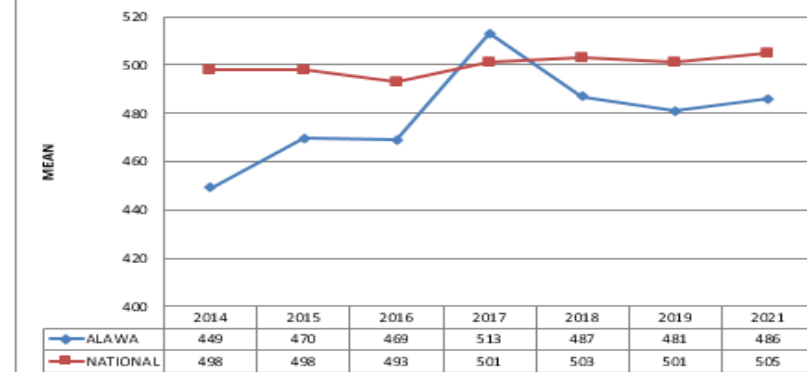
**NAPLAN YEAR 5 READING: MEANS**



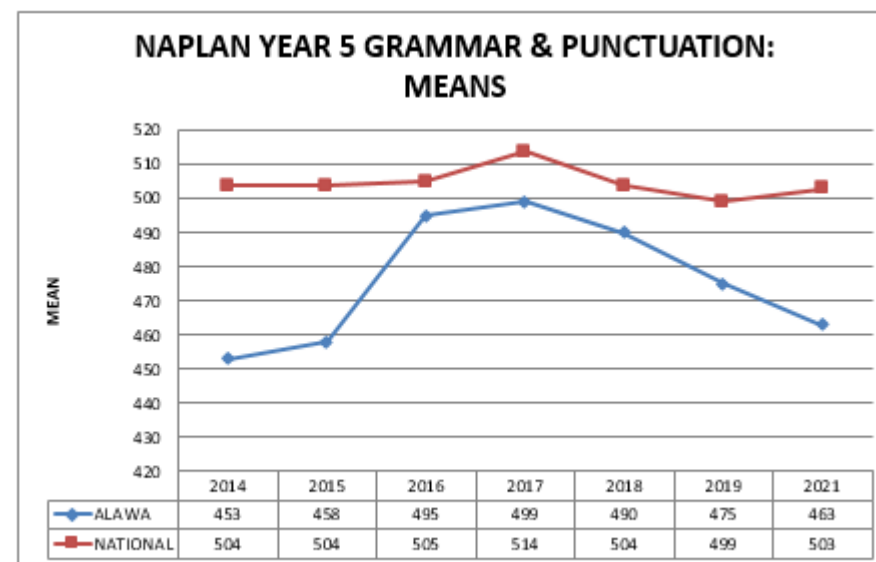
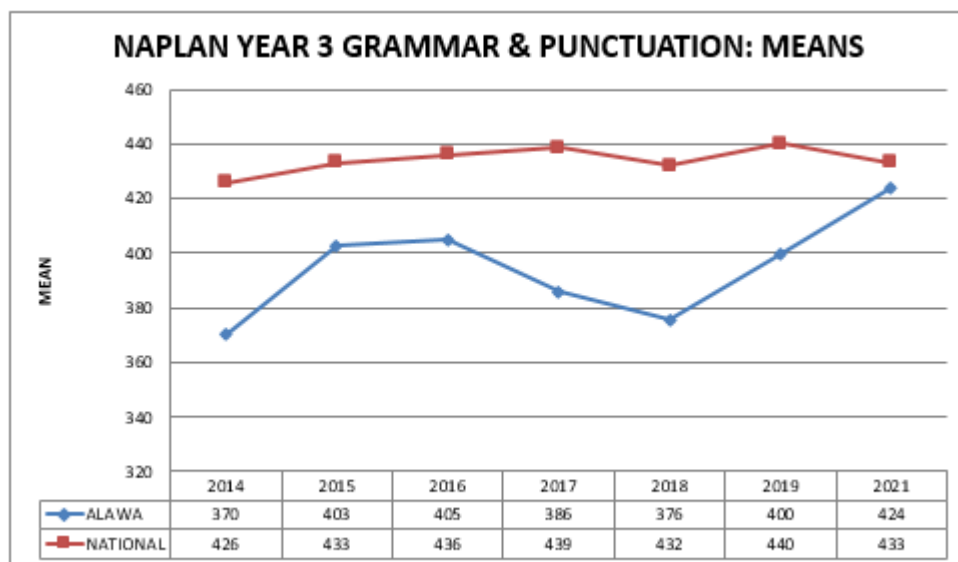
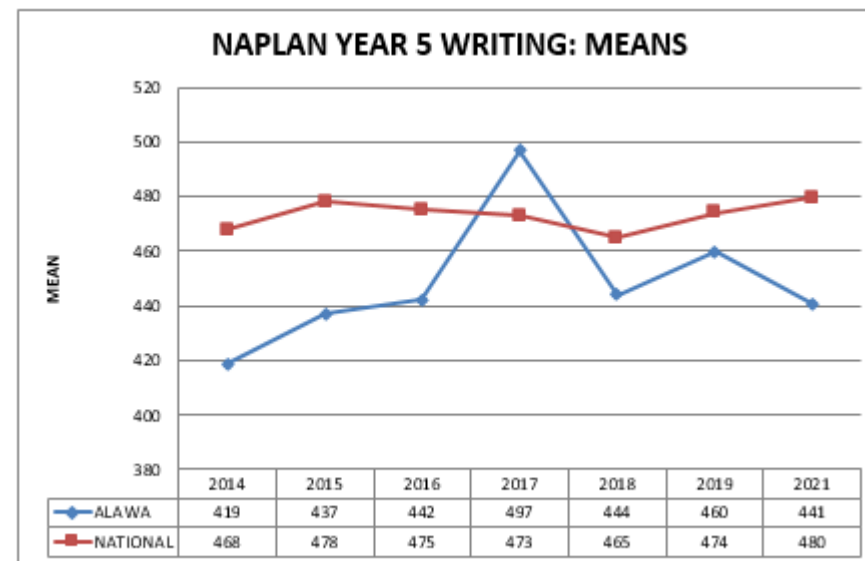
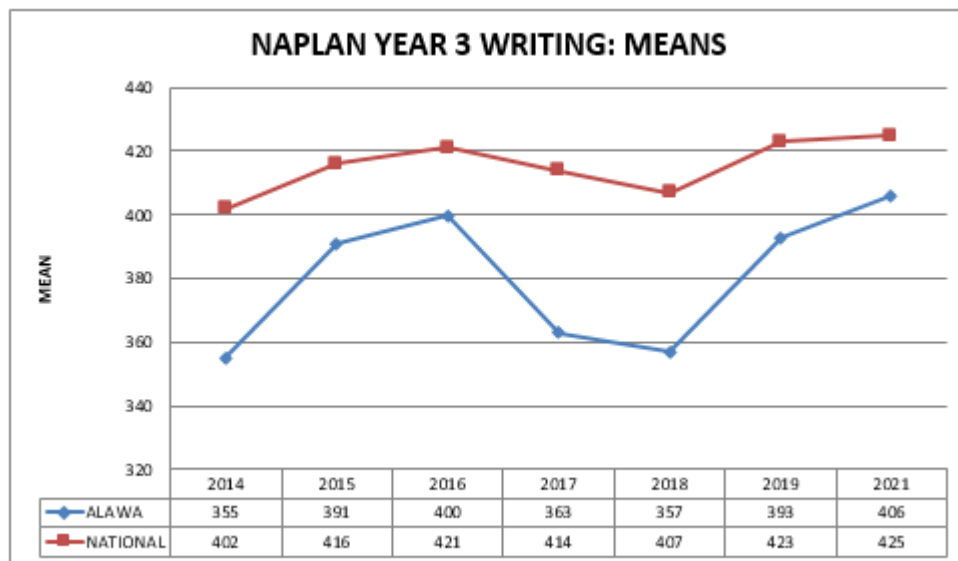
**NAPLAN YEAR 3 SPELLING: MEANS**



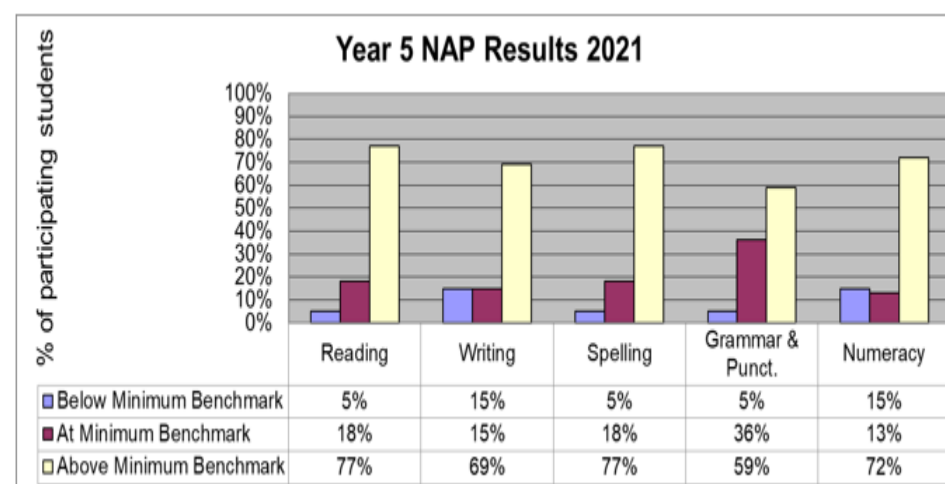
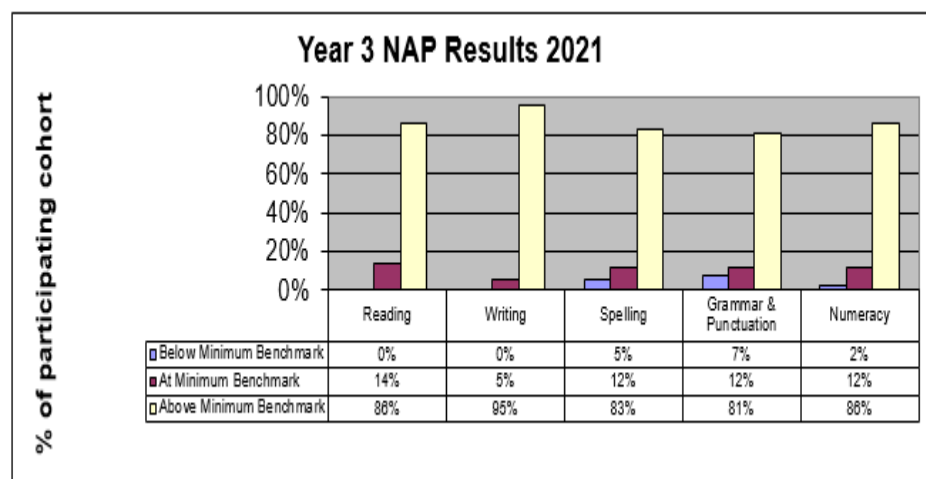
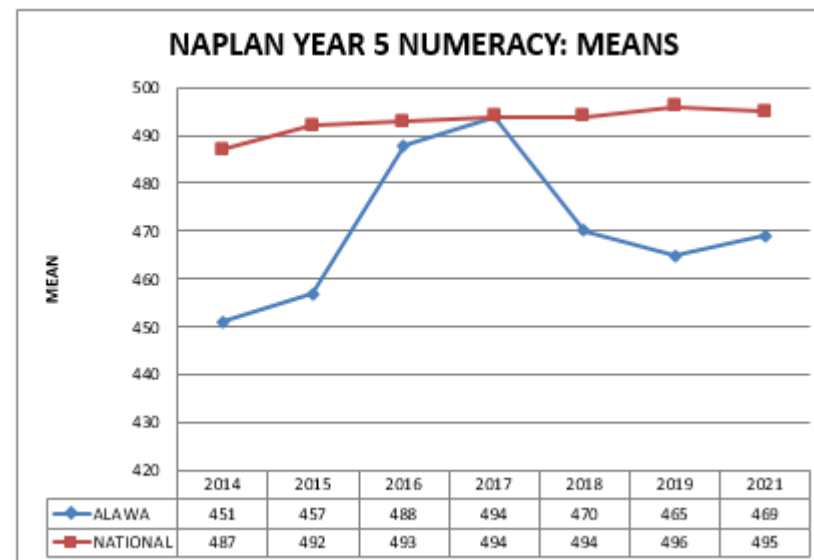
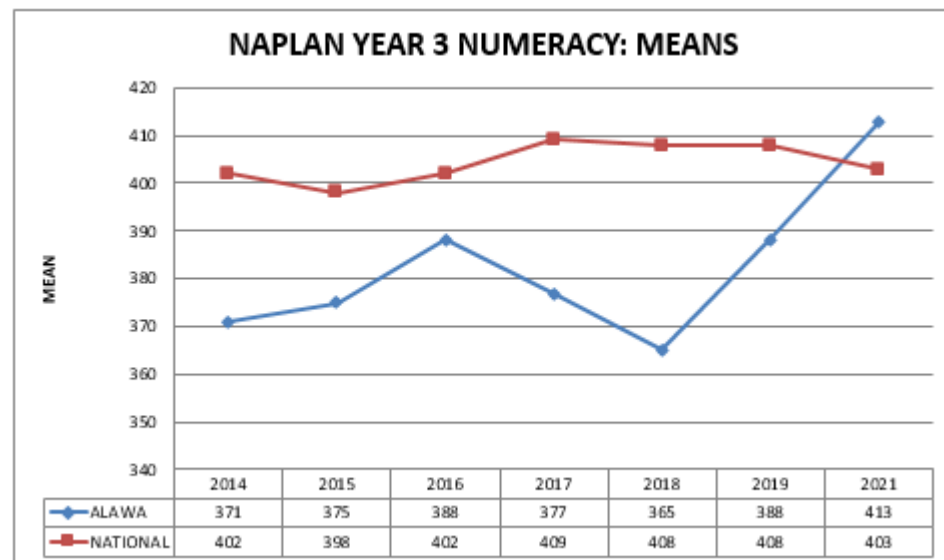
**NAPLAN YEAR 5 SPELLING: MEANS**



## 2022 Annual School Improvement Plan



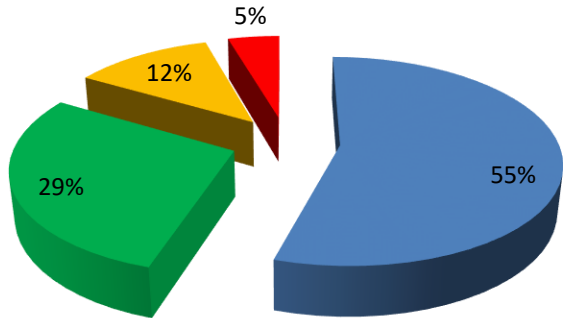
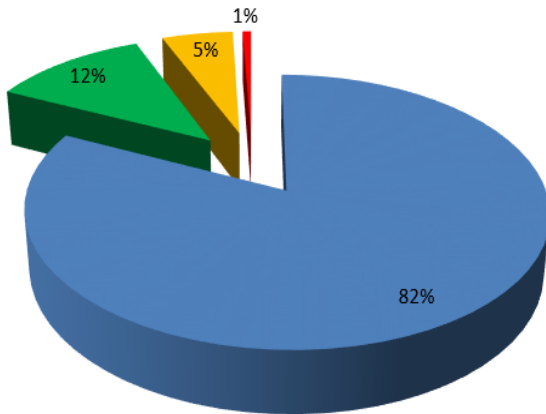
## 2022 Annual School Improvement Plan



## ALAWA PRIMARY PAT DATA 2021

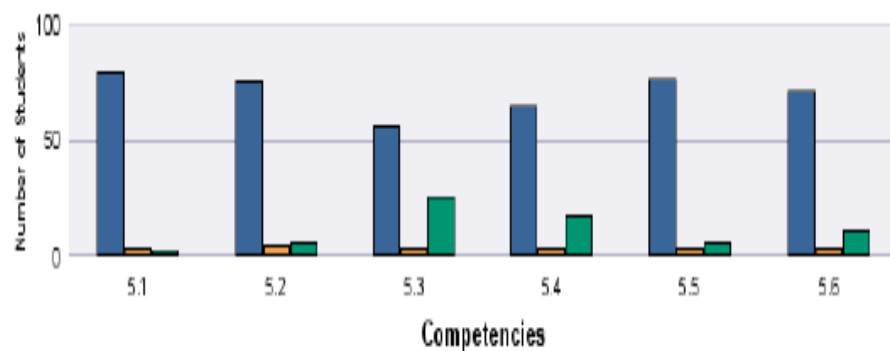
PAT Reading November 2021	PAT Maths November 2021																														
<div><h3>Combined Results by Range</h3><p>Literacy - PAT Reading (Wave) D.O.T.: 2021 Term 4</p><table><thead><tr><th>Range</th><th>Results</th><th>Percentage</th></tr></thead><tbody><tr><td>1</td><td>30</td><td>13.45%</td></tr><tr><td>2</td><td>142</td><td>63.68%</td></tr><tr><td>3</td><td>43</td><td>19.28%</td></tr><tr><td>4</td><td>8</td><td>3.59%</td></tr></tbody></table></div>	Range	Results	Percentage	1	30	13.45%	2	142	63.68%	3	43	19.28%	4	8	3.59%	<div><p>Numeracy - PAT Maths (Wave) D.O.T.: 2021 Term 4 Sem 2</p><table><thead><tr><th>Range</th><th>Results</th><th>Percentage</th></tr></thead><tbody><tr><td>1</td><td>27</td><td>12.39%</td></tr><tr><td>2</td><td>166</td><td>76.15%</td></tr><tr><td>3</td><td>22</td><td>10.09%</td></tr><tr><td>4</td><td>3</td><td>1.38%</td></tr></tbody></table></div>	Range	Results	Percentage	1	27	12.39%	2	166	76.15%	3	22	10.09%	4	3	1.38%
Range	Results	Percentage																													
1	30	13.45%																													
2	142	63.68%																													
3	43	19.28%																													
4	8	3.59%																													
Range	Results	Percentage																													
1	27	12.39%																													
2	166	76.15%																													
3	22	10.09%																													
4	3	1.38%																													
<div><p>Whole School Performance November 2020 – November 2021</p><p>Wave 1 increased 5.75%</p><p>Wave 2 decreased 11.32%</p><p>Wave 3 increased 2.93%</p><p>Wave 4 increased 2.63%</p></div>	<div><p>Whole School Performance November 2020 – November 2021</p><p>Wave 1 increased 2.9%</p><p>Wave 2 decreased 2.13%</p><p>Wave 3 decreased 0.3%</p><p>Wave 4 decreased 0.4%</p></div>																														

## ALAWA PRIMARY WELLBEING DATA 2021

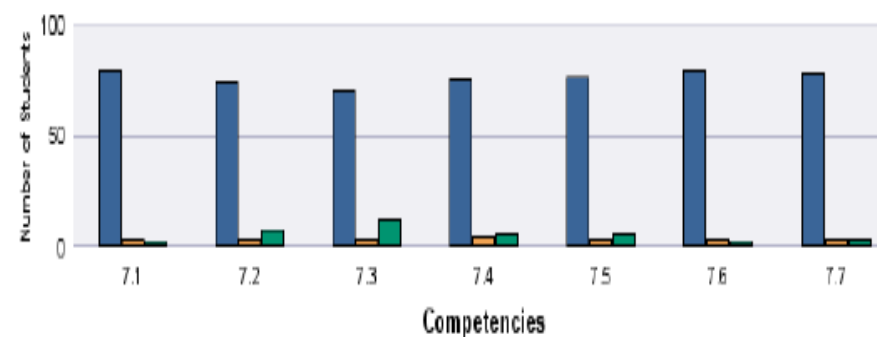
Attendance Data 2021	Behaviour Data 2021																				
<p><b>% Attendance of Primary Students at Alawa 2021</b></p>  <table border="1"> <caption>Attendance Data 2021</caption> <thead> <tr> <th>Wave</th> <th>Percentage</th> </tr> </thead> <tbody> <tr> <td>Wave 1 (95% and higher)</td> <td>55%</td> </tr> <tr> <td>Wave 2 (90% - 94%)</td> <td>29%</td> </tr> <tr> <td>Wave 3 (80% - 89%)</td> <td>12%</td> </tr> <tr> <td>Wave 4 (Less than 80%)</td> <td>5%</td> </tr> </tbody> </table>	Wave	Percentage	Wave 1 (95% and higher)	55%	Wave 2 (90% - 94%)	29%	Wave 3 (80% - 89%)	12%	Wave 4 (Less than 80%)	5%	<p><b>% of Primary Students Behaviour Year 2021</b></p>  <table border="1"> <caption>Behaviour Data 2021</caption> <thead> <tr> <th>Wave</th> <th>Percentage</th> </tr> </thead> <tbody> <tr> <td>Wave 1 (0-1 referral)</td> <td>82%</td> </tr> <tr> <td>Wave 2 (2-5 referrals)</td> <td>12%</td> </tr> <tr> <td>Wave 3 (6 - 19 referrals)</td> <td>5%</td> </tr> <tr> <td>Wave 4 (more than 19 referrals)</td> <td>1%</td> </tr> </tbody> </table>	Wave	Percentage	Wave 1 (0-1 referral)	82%	Wave 2 (2-5 referrals)	12%	Wave 3 (6 - 19 referrals)	5%	Wave 4 (more than 19 referrals)	1%
Wave	Percentage																				
Wave 1 (95% and higher)	55%																				
Wave 2 (90% - 94%)	29%																				
Wave 3 (80% - 89%)	12%																				
Wave 4 (Less than 80%)	5%																				
Wave	Percentage																				
Wave 1 (0-1 referral)	82%																				
Wave 2 (2-5 referrals)	12%																				
Wave 3 (6 - 19 referrals)	5%																				
Wave 4 (more than 19 referrals)	1%																				
<ul style="list-style-type: none"> <li>Wave 1 (95% and higher)</li> <li>Wave 2 (90% - 94%)</li> <li>Wave 3 (80% - 89%)</li> <li>Wave 4 (Less than 80%)</li> </ul>	<ul style="list-style-type: none"> <li>Wave 1 (0-1 referral)</li> <li>Wave 2 (2-5 referrals)</li> <li>Wave 3 (6 - 19 referrals)</li> <li>Wave 4 (more than 19 referrals)</li> </ul>																				

# ALAWA PRIMARY PRESCHOOL ASC DATA 2021

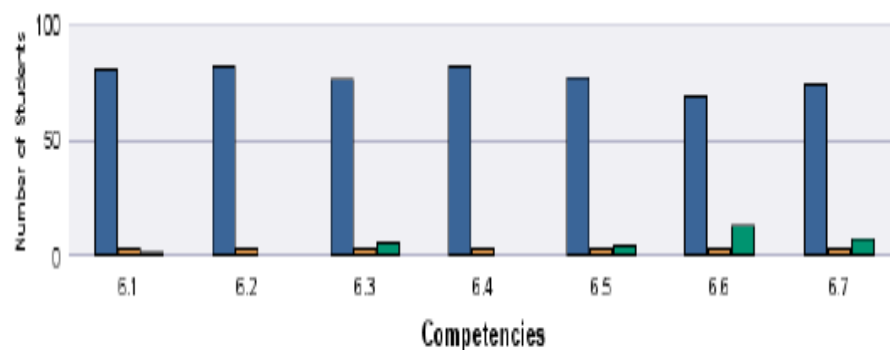
## 5 SPEAKING AND LISTENING



## 7 NUMBER AND GEOMETRY



## 6 READING AND WRITING



## 8 MEASUREMENT AND GEOMETRY

